

Impaired awareness of hypoglycaemia

STEPHANIE A AMIEL

Abstract

Impaired awareness of hypoglycaemia (IAH), defined either clinically as the loss of subjective awareness of hypoglycaemia before the onset of cognitive impairment or biochemically as the loss of symptom perception until plasma glucose has fallen below 3 mmol/L (54 mg/dl), is the major modifiable risk factor for severe hypoglycaemia in T1DM and possibly in insulin-treated T2DM. This paper tells the story of IAH, its pathogenesis and its implications and the treatment strategies used to address it.

Br J Diabetes 2022;**22**(Suppl1):S26-S31

Key words: hypoglycaemia, hypoglycaemia awareness, severe hypoglycaemia

Introduction

Impaired awareness of hypoglycaemia (IAH) may be defined as the diminished ability to perceive the onset of hypoglycaemia before the onset of cognitive dysfunction sufficient to alter behaviour and/or to prevent the coordination and execution of self-treatment. Normal counter-regulation to a falling blood glucose concentration is impaired in insulin-deficient diabetes: insulin action is maintained by exogenous injection or by drug-induced endogenous insulin secretion, and glucagon responses to hypoglycaemia are impaired.¹ Detectable defects in cognition start at a plasma glucose of 3 mmol/L (54 mg/dl),² a slightly lower concentration than that required to stimulate the counter-regulatory stress response and the symptoms of hypoglycaemia. In IAH, the glucose concentration required to drive the latter is reduced to well below 3 mmol/L,² explaining how the protection from severe hypoglycaemia (episodes which need to be treated by others because of cognitive dysfunction in the person experiencing the hypoglycaemia) that is afforded by timely self-treatment is lost. IAH is associated with a 6-fold increase in risk of severe hypoglycaemia in adults with T1DM,³ and 17-fold increase in risk in people with T2DM who require insulin.⁴ IAH affects 20–40% adults with T1DM,^{3,5} even in the age of continuous glucose monitoring.⁶ Although sometimes referred to as “hypoglycaemia associated autonomic failure” it is not associated with diabetic peripheral or autonomic neuropathy.⁷

The state of IAH in people with diabetes who are at risk for

hypoglycaemia (those on insulin and insulin secretagogues) is diagnosed through the patient history, inspection of home monitoring records with the patient and sometimes in discussion with family members. The UK’s National Institute of Health and Care Excellence (NICE) was one of the first bodies to mandate assessment of awareness status in people with diabetes at risk for hypoglycaemia at least annually in their guidelines, recommending use of the Gold score (Figure 1a).^{8,9} The question used by the UK’s DAFNE patient education system, asking people whether they usually experience symptoms of hypoglycaemia below, at or above 3 mmol/L (Figure 1b) is another quick method of assessment.⁷ It is less subjective than the Gold score and less well established in the literature, although the association with risk for severe hypoglycaemia is at least as strong.⁵ The more complex but very well validated Clarke score measures hypoglycaemia experience as well as awareness status,^{10,11} and other scoring systems are used in research.^{12,13,14}

IAH and its attendant increase in risk for severe hypoglycaemia has been demonstrated to be stressful for partners and family members.^{14,15} More recently, IAH has been shown to be associated with higher scores for anxiety and depression,¹⁶ illustrating the mental health burden of the condition on the people with diabetes and IAH themselves.

Who is at risk for problematic hypoglycaemia?

We have known for a long time that risk for severe hypoglycaemia is skewed. In one clinic-based study, 60% of adults with T1DM did not report any episodes of hypoglycaemia over a year.¹⁷ In fact, 10% of the population reported nearly 70% of all severe hypoglycaemia. Increasing diabetes duration, and perhaps associated increasing age, and complexity of co-morbidities were unmodifiable risk factors – IAH was the one major modifiable risk factor left. The link between IAH and severe hypoglycaemia persists even with the use of continuous glucose monitoring (CGM).⁶

The management of IAH

There is an evidence-based pathway for the management of problematic hypoglycaemia (IAH plus more than one severe hypoglycaemia episode in a year) in T1DM.¹⁸ Structured education in flexible insulin dose adjustment is probably the most powerful way to reduce severe hypoglycaemia and improve awareness status,^{19,20} with benefit demonstrated in largely unselected populations. CGM and intermittent retrospectively monitored CGM (Flash) with alarms are of proven benefit, the former in people with IAH and/or a history of severe hypoglycaemia,²¹ the latter

Address for correspondence: Professor Stephanie A Amiel
Diabetes Research Offices, King’s College London, Weston Education
Centre, 10 Cutcombe Road, London, SE5 9RJ, UK
E-mail: stephanie.amiel@kcl.ac.uk

<https://doi.org/10.15277/bjd.2022.358>

in a less selected population.²² Replacing intermittent injections of insulin with continuous subcutaneous insulin infusion (pump) therapy also has older evidence to show benefit in reducing severe hypoglycaemia,²³ and the automated regulation of insulin delivery by pumps responding to data from linked CGM systems, including hybrid closed-loop systems, shows evidence of benefit.²⁴ Useful effects have been observed in populations at risk,^{25,26} although protection from severe hypoglycaemia has not been seen in all studies,²⁷ and some have not focused on high-risk populations.²⁸ Ultimately, replacing the lost beta cells by islet or whole organ pancreas transplantation provides near-complete protection from severe hypoglycaemia as long as there is residual endogenous insulin secretion.^{29,30}

Despite the success of these strategies, and the increasing sophistication of technological approaches to insulin replacement, there is still a need for new approaches. Anecdotal evidence of severe hypoglycaemia in people with diabetes who are on the most advanced technology persists,^{31,32} and all the studies that show reduced severe hypoglycaemia in populations at high risk by education or technology show residual severe hypoglycaemia episodes.^{5,20,21,24,25} In populations with IAH, technology has often failed to restore awareness.^{21,23} There is of course also the issue of access to technology: it is likely to be a long time before everyone at risk for insulin-induced hypoglycaemia is able to have a closed-loop system they can manage themselves. But there are also issues around human engagement with technology, especially while it remains less than perfect. In one study where CGM was added to pump therapy in a population with high rate of IAH, nearly 20% of participants stopped using the technology for reasons such as alarm fatigue, local and technical problems or just not wearing it enough to gain benefit.³³

The pathophysiology of IAH

IAH is associated with a defective counter-regulatory response: the triggering of hormonal and symptom responses happens at a lower plasma glucose level while the glucose threshold for cognitive dysfunction remains more or less fixed.²⁷ The defective counter-regulation is inducible by recurrent exposure to plasma glucose concentrations below 3 mmol/L.³⁴ The causality of antecedent hypoglycaemia has been established by its reversal – defective symptomatic responses to hypoglycaemia in experimental studies can be restored, sometimes with restoration of adrenaline responses, by avoidance of exposure to plasma glucose of less than 3 mmol/L.^{35,36}

We have learned through neuroimaging studies that the central response to induced hypoglycaemia in IAH includes changes in activation of brain regions involved in stress responses and symptom perception but also of regions involved in emotional salience, aversion and memory, arousal and decision-making which are different from the responses seen in people without diabetes and those with diabetes but with preserved hypoglycaemia awareness.^{37,38} Education plus technology can reduce Gold score and severe hypoglycaemia experience and can normalise responses in the brain's anterior cingulate cortex but not in frontal cortical regions such as the orbitofrontal cortex and dorsolateral pre-frontal

Figure 1. Methods for assessing hypoglycaemia awareness status. **a.** Gold score. **b.** the DAFNE tool. The grey ovals indicate scores that are considered diagnostic of impaired awareness status (IAH)

a. Gold score

“Do you know when your hypos are commencing?”

Always aware	1	2	3	4	5	6	7	Never aware
--------------	---	---	---	---	---	---	---	-------------

b. DAFNE tool

Do your symptoms of hypoglycaemia usually occur at a blood glucose level of:

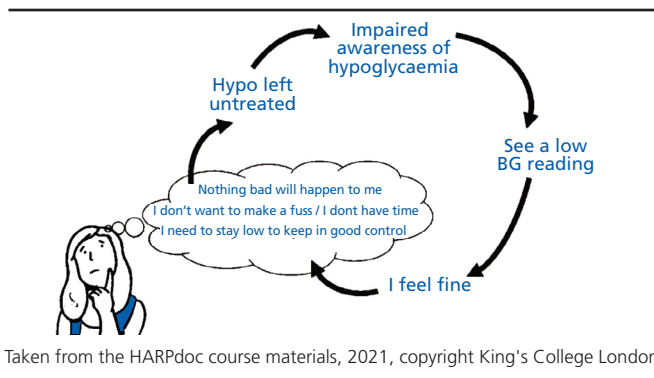
- Greater than/equal to 3 mmol/l (54 mg/dl)
- Less than 3 mmol/l (54 mg/dl)
- Do not feel symptoms

cortex.³⁹ It is possible that some people have a predisposition to develop IAH as a response to hypoglycaemia: early data suggest increased prevalence of alexithymia and extremes of perfectionism in people with IAH.⁴⁰ These are personality traits which are thought to be established in early life and they would, at least in theory, pre-date the diagnosis of diabetes and problematic hypoglycaemia. Clinic-based studies have shown that about one third of people with T1DM at high risk for severe hypoglycaemia (25% of the whole clinic) expressed low concern about it;⁴¹ in a qualitative study, 13 of 17 people with entrenched problematic hypoglycaemia did not describe a high level of worry about it.⁴² They described thoughts about their hypoglycaemia that are perceived as barriers to hypoglycaemia avoidance – most notably, prioritisation of hyperglycaemia avoidance, normalising their asymptomatic hypoglycaemia and minimising concerns about hypoglycaemia.⁴² De Zoysa created a 19-item questionnaire to help identify some of these thinking patterns, the Attitudes to Awareness (A2A) questionnaire, for use in people with problematic hypoglycaemia.⁴³ Such patterns have now been described also by people with problematic hypoglycaemia using CGM.⁴⁴

A novel approach – the HARPdoc programme

The described research suggested a need for a novel approach to hypoglycaemia avoidance and regain of awareness for a particular group of people with IAH that focuses on cognitions around hypoglycaemia. A team of diabetes physicians, educators and people with diabetes, led by the clinical psychologist, created a programme for small groups of individuals with otherwise treatment-resistant hypoglycaemia based on the evidence and using psychological theory, specifically motivational interviewing techniques and cognitive behavioural theory, to address cognitions around hypoglycaemia that act as barriers to hypoglycaemia avoidance and regain of awareness. We called the cognitions that were barriers to hypoglycaemia avoidance “thinking traps”. An important principle underlying the programme is the “thinking trap” vicious cycle, in which IAH causes a person experiencing a low blood glucose to feel fine, endorsing and empowering the unhelpful thoughts, leading to delayed or absent action taken to treat the hypoglycaemia, and therefore prolonging and contribut-

Figure 2. The thinking traps vicious cycle, showing how impaired awareness of hypoglycaemia permits the entertainment of thoughts that tend to lead to undertreatment of hypoglycaemia, experience of which creates the counter-regulatory deficits that underpin impaired awareness

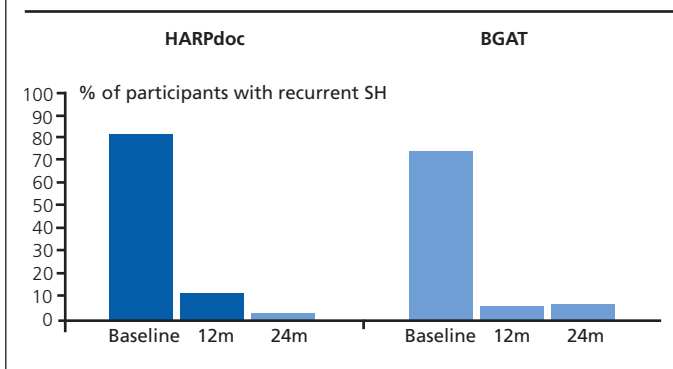


ing to the maintenance of the IAH (Figure 2).

The programme was tested in a pilot in the UK's DAFNE programme,⁴⁵ it not being suitable for people whose hypoglycaemia may be driven by lack of factual knowledge about insulin dose adjustment around lifestyle events to minimise hypoglycaemia risk. After adjusting for educator and participant feedback in the pilot, the programme was refined into the current HARPdoc programme. This is a curriculum-driven group intervention delivered over six weeks by two experienced diabetes educators who have been trained and supported to deliver it by the clinical psychologist. The programme uses motivational interviewing and cognitive behavioural theory, focusing tightly on addressing cognitions believed to act as barriers to hypoglycaemia avoidance. We tested it in a randomised controlled trial against Blood Glucose Awareness Training, BGAT,⁴⁶ an earlier psycho-educational programme, also manualised, designed to be delivered by one educator in eight 2-hour sessions which addresses knowledge and behaviours to predict and minimise both high and low extremes of glucose.⁴⁷ We chose this programme because of its proven ability to reduce severe hypoglycaemia and improve hypoglycaemia awareness.⁴⁸ NICE recommends it for people with problematic hypoglycaemia complicating their T1DM management but it has never been tested in people who have already completed a structured education programme such as DAFNE, which is in common usage in the UK. There was interest in its impact on hypoglycaemia that persisted or had recurred post-DAFNE. One of the psychologists from the team that had created BGAT joined our trial team, as BGAT was not currently in use in the form in which it had been trialled and it needed updating to reflect newer insulins and monitoring systems. We also needed to re-configure the programme to be delivered over the same time frame (four full-day face-to-face group sessions over six weeks, with one-to-one contact in weeks 4 and 5 optional for the BGAT participants).

The clinical trial data are still being analysed but the baseline data and the primary and main secondary outcomes are published.^{49,50} As anticipated, the trial, which had three centres in the

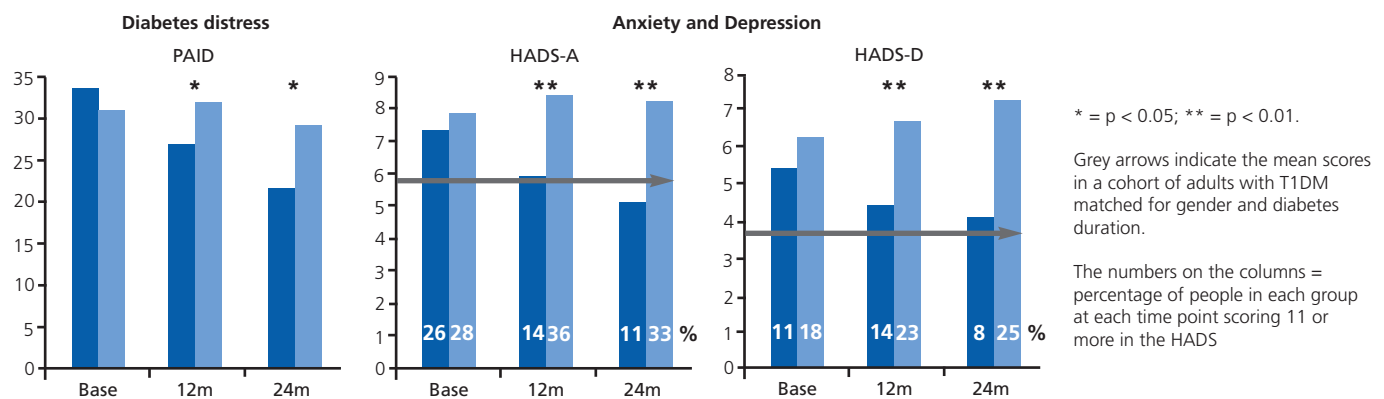
Figure 3. Percentage of people with recurrent severe hypoglycaemia (more than one episode per year) at baseline and 12- and 24-month follow-up in the HARPdoc RCT



UK and one in the US, recruited people mostly of long diabetes duration (mean±SD 35.8±15.4 years) of whom more than half had had problematic hypoglycaemia for ten years or more despite having undertaken structured education in flexible insulin therapy and remaining under the care of specialist teams, with access to latest technology. We were recruiting between 2017 to 2019 and hybrid closed-loop systems were not available but pumps and real-time continuous glucose monitoring (CGM) were. It is relevant that while nearly 80% of individuals had been offered pumps and more than 60% CGM, fewer than half were using any form of technology at recruitment. Accepting that the better the technology the more acceptable it will be to people with T1DM, the present evidence suggests that people with entrenched IAH may struggle either to engage with it or to get the expected benefits when they do.

The trial was designed as a superiority study, intended to show that HARPdoc was more effective than BGAT in reducing severe hypoglycaemia in this very high risk population (baseline rate of severe hypoglycaemia mean±SD 27.9±7.2) who had previously completed another structured education programme. Our primary outcome was the difference in rates of severe hypoglycaemia at either or both of the follow-up times of 12 and 24 months. The final trial result was negative, for BGAT reduced severe hypoglycaemia to a median of zero, making it difficult for HARPdoc to do better! The statistical analysis plan did not include a comparison of the changes in hypoglycaemia over time but Figure 3 shows that both programmes were very effective, with just a hint that the impact of HARPdoc continues to evolve over two years, which was in line with one of our hypotheses (that the impact of HARPdoc would be better sustained because of having addressed important cognitions that underpinned the IAH). There was no difference between the two programmes on Gold scores of hypoglycaemia awareness status, although we can note that HARPdoc increased the proportion of people scoring 3 or less (aware) from zero to 36.6% at 12 months and 43% at 24 months. There were, however, potentially clinically important secondary outcomes for the trial in which HARPdoc was superior to BGAT, and these included the mental health scores. Scores for diabetes distress, anxiety and depression were high at baseline compared with a comparator group matched for

Figure 4. Impact of HARPdoc (dark blue) and BGAT (light blue) on scores for diabetes distress (the Problem Areas in Diabetes questionnaire) on the left, Anxiety (Hospital Anxiety and Depression Scores – Anxiety) in the centre and depression (Hospital and Anxiety Depression Scores – Depression) on the right. HARPdoc is associated with lower scores compared to BGAT at 12- and 24-month follow-up.



diabetes duration and gender but without problematic hypoglycaemia.⁴⁹ The scores were significantly lower at both 12 and 24 months in the HARPdoc group (Figure 3).⁵⁰ Although still being analysed, preliminary analyses from the implementation science analysis of the trial suggest that both participants and educators rated HARPdoc higher than BGAT for acceptability, appropriateness and feasibility and that HARPdoc is the more cost-effective programme for reasons that are still being investigated.⁵¹

Conclusions

A cohort of people with T1DM and problematic hypoglycaemia persists despite deployment of best treatment. At present the estimate for prevalence of this cohort lies between 4 and 8% of the adult population with T1DM. They are a highly vulnerable group, with impaired mental health and quality of life. They express thoughts that drive behaviours that impair their ability to avoid hypoglycaemia. It is possible, and probably cost-effective, to address these thoughts with an intervention that can be offered after structured education, and ideally also continuous glucose monitoring, have failed to resolve their situation. While continuing improvements in technology may help, they are unlikely to resolve the problem for these people in the foreseeable future. In a very recent report from the US Type 1 Diabetes Exchange population, reported at the EASD of 2022, Professor Laffel described 16-19% of people using diabetes therapeutic technology who continue to report severe hypoglycaemic events, including those using hybrid closed loop.⁵²

Conflict of interest SAA has served on advisory boards for NovoNordisk and Medtronic and spoken at educational events sponsored by Sanofi and NovoNordisk in the past three years. She is a co-investigator in the EU IMI HypoRESOLVE programme. The HARPdoc RCT was sponsored by the Juvenile Diabetes Research Foundation, with additional support from the NIHR S E London CLAHRC and from Dexcom. The views expressed here are those of the author and not necessarily those of the NHS, the NIHR or the Department of Health and Social Care.



Key messages

- Impaired awareness of hypoglycaemia (IAH) in diabetes greatly increases risk of severe hypoglycaemia and may be associated with impaired mental health status
- Awareness status should be measured routinely in consultations with people at risk – those using exogenous insulin or insulin secretagogues
- Addressing thoughts about hypoglycaemia may be necessary for some with IAH to achieve better outcomes from the therapeutic pathway.

Funding None.

References

1. Bolli GB, Dimitriadis GD, Pehling GB, *et al.* Abnormal glucose counterregulation after subcutaneous insulin in insulin-dependent diabetes mellitus. *N Engl J Med* 1984;**331**(26):1706-11. <https://doi.org/10.1056/NEJM198406283102605>. PMID: 6374455.
2. Maran A, Lomas J, Macdonald IA, Amiel SA. Lack of preservation of higher brain function during hypoglycaemia in patients with intensively-treated IDDM. *Diabetologia* 1995;**38**(12):1412-18. <https://doi.org/10.1007/BF00400601>. PMID: 8786014.
3. Geddes J, Schopman JE, Zammitt NN, Frier BM. Prevalence of impaired awareness of hypoglycaemia in adults with Type 1 diabetes. *Diabet Med* 2008;**25**(4):501-04. <https://doi.org/10.1111/j.1464-5491.2008.02413.x>. PMID: 18387080.
4. Schopman JE, Geddes J, Frier BM. Prevalence of impaired awareness of hypoglycaemia and of hypoglycaemia in insulin-treated type 2 diabetes. *Diabetes Res Clin Pract* 2010;**87**(1):64-8. <https://doi.org/10.1016/j.diabres.2009.10.013>. Epub 2009 Nov 24. PMID: 19939489.
5. Hopkins D, Lawrence I, Mansell P, *et al.* Improved biomedical and psychological outcomes 1 year after structured education in flexible insulin therapy for people with type 1 diabetes: the U.K. DAFNE experience. *Diabetes Care* 2012;**35**(8):1638-42. <https://doi.org/10.2337/dc11-1579>. Epub 2012 May 22. PMID: 22619082; PMCID: PMC3402270.

6. Lin YK, Hung M, Sharma A, *et al.* Impaired awareness of hypoglycemia continues to be a risk factor for severe hypoglycemia despite the use of continuous glucose monitoring system in type 1 diabetes. *Endocr Pract* 2019;**25**(6):517-525. <https://doi.org/10.4158/EP-2018-0527>. Epub 2019 Mar 13. PMID: 30865520; PMCID: PMC6771275.
7. Olsen SE, Bjørgaas MR, Åsvold BO, *et al.* Impaired Awareness of Hypoglycemia in Adults With Type 1 Diabetes Is Not Associated With Autonomic Dysfunction or Peripheral Neuropathy. *Diabetes Care* 2016;**39**(3):426-33. <https://doi.org/10.2337/dc15-1469>. Epub 2015 Dec 30. PMID: 26721812.
8. Gold AE, MacLeod KM, Frier BM. Frequency of severe hypoglycemia in patients with type I diabetes with impaired awareness of hypoglycemia. *Diabetes Care* 1994;**17**(7):697-703. <https://doi.org/10.2337/diacare.17.7.697>. PMID: 7924780.
9. Amiel SA, Pursey N, Higgins B, Dawoud D; Guideline Development Group. Diagnosis and management of type 1 diabetes in adults: summary of updated NICE guidance. *BMJ* 2015;**351**:h4188. <https://doi.org/10.1136/bmj.h4188>. PMID: 26311706.
10. Clarke WL, Cox DJ, Gonder-Frederick LA, Julian D, Schlundt D, Polonsky W. Reduced awareness of hypoglycemia in adults with IDDM. A prospective study of hypoglycemic frequency and associated symptoms. *Diabetes Care* 1995;**18**(4):517-22. <https://doi.org/10.2337/diacare.18.4.517>. PMID: 7497862.
11. Sepúlveda E, Póinhos R, Nata G, *et al.* Differentiating Hypoglycemia Awareness Status from Hypoglycemia Experience in Tools for Measuring Impaired Awareness of Hypoglycemia. *Diabetes Technol Ther* 2020;**22**(7):541-5. <https://doi.org/10.1089/dia.2020.0034>. PMID: 32175769; PMCID: PMC7336879.
12. Pedersen-Bjergaard U, Færch L, Thorsteinsson B. The updated Pedersen-Bjergaard method for assessment of awareness of hypoglycaemia in type 1 diabetes. *Dan Med J* 2022;**69**(9):A01220041. PMID: 36065886.
13. Ryan EA, Shandro T, Green K, *et al.* Assessment of the severity of hypoglycemia and glycemic lability in type 1 diabetic subjects undergoing islet transplantation. *Diabetes* 2004;**53**(4):955-62. <https://doi.org/10.2337/diabetes.53.4.955>. PMID: 15047610.
14. Lawton J, Rankin D, Elliott J, *et al.*; U.K. NIHR DAFNE Study Group. Experiences, views, and support needs of family members of people with hypoglycemia unawareness: interview study. *Diabetes Care* 2014;**37**(1):109-15. <https://doi.org/10.2337/dc13-1154>. Epub 2013 Aug 29. PMID: 23990515.
15. Jensen MV, Broadley M, Speight J, *et al.*; Hypo-RESOLVE Consortium. The impact of hypoglycaemia on the quality of life of family members of adults with type 1 or type 2 diabetes: A qualitative systematic review. *Diabet Med* 2021;**38**(10):e14666. <https://doi.org/10.1111/dme.14666>. Epub 2021 Aug 6. PMID: 34327742.
16. Pieri BA, Bergin-Cartwright GAI, Simpson A, *et al.* Symptoms of Anxiety and Depression Are Independently Associated With Impaired Awareness of Hypoglycemia in Type 1 Diabetes. *Diabetes Care* 2022;**45**(10):2456-2460. <https://doi.org/10.2337/dc21-2482>. PMID: 36006615.
17. Pedersen-Bjergaard U, Pramming S, Heller SR, *et al.* Severe hypoglycaemia in 1076 adult patients with type 1 diabetes: influence of risk markers and selection. *Diabetes Metab Res Rev* 2004;**20**(6):479-86. <https://doi.org/10.1002/dmrr.482>. PMID: 15386817.
18. Choudhary P, Rickels MR, Senior PA, *et al.* Evidence-informed clinical practice recommendations for treatment of type 1 diabetes complicated by problematic hypoglycemia. *Diabetes Care* 2015;**38**(6):1016-29. <https://doi.org/10.2337/dc15-0090>. PMID: 25998294; PMCID: PMC4439532.
19. Yeoh E, Choudhary P, Nwokolo M, Ayis S, Amiel SA. Interventions That Restore Awareness of Hypoglycemia in Adults With Type 1 Diabetes: A Systematic Review and Meta-analysis. *Diabetes Care* 2015;**38**(8):1592-609. <https://doi.org/10.2337/dc15-0102>. PMID: 26207053.
20. Little SA, Leelarathna L, Walkinshaw E, *et al.* Recovery of hypoglycemia awareness in long-standing type 1 diabetes: a multicenter 2 × 2 factorial randomized controlled trial comparing insulin pump with multiple daily injections and continuous with conventional glucose self-monitoring (HypoCOMPASS). *Diabetes Care* 2014;**37**(8):2114-22. <https://doi.org/10.2337/dc14-0030>. Epub 2014 May 22. PMID: 24854041.
21. Heinemann L, Freckmann G, Ehrmann D, *et al.* Real-time continuous glucose monitoring in adults with type 1 diabetes and impaired hypoglycaemia awareness or severe hypoglycaemia treated with multiple daily insulin injections (HypoDE): a multicentre, randomised controlled trial. *Lancet* 2018;**391**(10128):1367-77. [https://doi.org/10.1016/S0140-6736\(18\)30297-6](https://doi.org/10.1016/S0140-6736(18)30297-6). Epub 2018 Feb 16. PMID: 29459019.
22. Pieri B, Deshmukh H, Wilmot EG, *et al.* Impaired awareness of hypoglycaemia: Prevalence and associated factors before and after FreeStyle Libre use in the Association of British Clinical Diabetologists audit. *Diabetes Obes Metab* 2022 Aug 18. <https://doi.org/10.1111/dom.14841>. Epub ahead of print. PMID: 35979897.
23. Pickup JC, Sutton AJ. Severe hypoglycaemia and glycaemic control in Type 1 diabetes: meta-analysis of multiple daily insulin injections compared with continuous subcutaneous insulin infusion. *Diabet Med* 2008;**25**(7):765-74. <https://doi.org/10.1111/j.1464-5491.2008.02486.x>. PMID: 18644063.
24. Lum JW, Bailey RJ, Barnes-Lomen V, *et al.* A Real-World Prospective Study of the Safety and Effectiveness of the Loop Open Source Automated Insulin Delivery System. *Diabetes Technol Ther* 2021;**23**(5):367-75. <https://doi.org/10.1089/dia.2020.0535>. Epub 2021 Apr 12. PMID: 33226840; PMCID: PMC8080906.
25. Bosi E, Choudhary P, de Valk HW, *et al.*; SMILE Study Group. Efficacy and safety of suspend-before-low insulin pump technology in hypoglycaemia-prone adults with type 1 diabetes (SMILE): an open-label randomised controlled trial. *Lancet Diabetes Endocrinol* 2019;**7**(6):462-72. [https://doi.org/10.1016/S2213-8587\(19\)30150-0](https://doi.org/10.1016/S2213-8587(19)30150-0). Epub 2019 Apr 29. PMID: 31047902.
26. Burckhardt MA, Abraham MB, Dart J, *et al.* Impact of Hybrid Closed Loop Therapy on Hypoglycemia Awareness in Individuals with Type 1 Diabetes and Impaired Hypoglycemia Awareness. *Diabetes Technol Ther* 2021;**23**(7):482-490. <https://doi.org/10.1089/dia.2020.0593>. PMID: 33555982.
27. Ware J, Boughton CK, Allen JM, *et al.*; DAN05 Consortium. Cambridge hybrid closed-loop algorithm in children and adolescents with type 1 diabetes: a multicentre 6-month randomised controlled trial. *Lancet Digit Health* 2022;**4**(4):e245-e255. [https://doi.org/10.1016/S2589-7500\(22\)00020-6](https://doi.org/10.1016/S2589-7500(22)00020-6). Epub 2022 Mar 7. PMID: 35272971.
28. Brown SA, Kovatchev BP, Raghinaru D, *et al.*; iDCL Trial Research Group. Six-Month Randomized, Multicenter Trial of Closed-Loop Control in Type 1 Diabetes. *N Engl J Med* 2019;**381**(18):1707-17. <https://doi.org/10.1056/NEJMoa1907863>. Epub 2019 Oct 16. PMID: 31618560; PMCID: PMC7076915.
29. Brooks AM, Walker N, Aldibbiat A, *et al.* Attainment of metabolic goals in the integrated UK islet transplant program with locally isolated and transported preparations. *Am J Transplant* 2013;**13**(12):3236-43. <https://doi.org/10.1111/ajt.12469>. Epub 2013 Oct 1. PMID: 24119216.
30. Hering BJ, Ballou CM, Bellin MD, *et al.* Factors associated with favourable 5 year outcomes in islet transplant alone recipients with type 1 diabetes complicated by severe hypoglycaemia in the Collaborative Islet Transplant Registry. *Diabetologia* 2022 Oct 6. <https://doi.org/10.1007/s00125-022-05804-4>. Epub ahead of print. PMID: 36201044.
31. Nishihama K, Eguchi K, Maki K, *et al.* Sudden Death Associated with Severe Hypoglycemia in a Diabetic Patient During Sensor-Augmented Pump Therapy with the Predictive Low Glucose Management System. *Am J Case Rep* 2021;**22**:e928090. <https://doi.org/10.12659/AJCR.928090>. PMID: 33462171; PMCID: PMC7823147
32. Steenkamp DW, Piarulli A, Middelbeek RJW, Wolpert HA. Severe hypoglycaemia while using a hybrid closed-loop insulin pump system: A reminder of the continued importance of patient education for pre-emptive hypoglycaemia mitigation. *Diabet Med* 2022 Oct 17:e14975. <https://doi.org/10.1111/dme.14975>. Epub ahead of print. PMID: 36251520.
33. Charleer S, De Block C, Nobels F, *et al.*; RESCUE Trial Investigators. Sustained Impact of Real-time Continuous Glucose Monitoring in Adults With Type 1 Diabetes on Insulin Pump Therapy: Results After the 24-Month RESCUE Study. *Diabetes Care* 2020;**43**(12):3016-23. <https://doi.org/10.2337/dc20-1531>. Epub 2020 Oct 16. PMID: 33067260.
34. Heller SR, Cryer PE. Reduced neuroendocrine and symptomatic responses to subsequent hypoglycemia after 1 episode of hypoglycemia in nondiabetic humans. *Diabetes* 1991;**40**(2):223-6. <https://doi.org/10.2337/diab.40.2.223>. PMID: 1991573.
35. Cranston I, Lomas J, Maran A, Macdonald I, Amiel SA. Restoration of hypoglycaemia awareness in patients with long-duration insulin-dependent diabetes. *Lancet* 1994;**344**(8918):283-7. [https://doi.org/10.1016/s0140-6736\(94\)91336-6](https://doi.org/10.1016/s0140-6736(94)91336-6). PMID: 7914259.
36. Dagogo-Jack S, Rattarasarn C, Cryer PE. Reversal of hypoglycemia unawareness, but not defective glucose counterregulation, in IDDM. *Diabetes* 1994;**43**(12):1426-34. <https://doi.org/10.2337/diab.43.12.1426>.

- PMID: 7958494.
37. Dunn JT, Choudhary P, Teh MM, *et al*. The impact of hypoglycaemia awareness status on regional brain responses to acute hypoglycaemia in men with type 1 diabetes. *Diabetologia* 2018;**61**(7):1676-87. <https://doi.org/10.1007/s00125-018-4622-2>. Epub 2018 May 12. PMID: 29754288; PMCID: PMC6445483.
 38. Nwokolo M, Amiel SA, O'Daly O, *et al*. Impaired Awareness of Hypoglycemia Disrupts Blood Flow to Brain Regions Involved in Arousal and Decision Making in Type 1 Diabetes. *Diabetes Care* 2019;**42**(11):2127-2135. <https://doi.org/10.2337/dc19-0337>. Epub 2019 Aug 27. PMID: 31455689.
 39. Nwokolo M, Amiel SA, O'Daly O, Macdonald IA, Zelaya FO, Choudhary P. Restoration of Hypoglycemia Awareness Alters Brain Activity in Type 1 Diabetes. *Diabetes Care* 2021;**44**(2):533-40. <https://doi.org/10.2337/dc20-1250>. Epub 2020 Dec 16. PMID: 33328282.
 40. Naito A, Nwokolo M, Smith EL, *et al*. Personality traits of alexithymia and perfectionism in impaired awareness of hypoglycemia in adults with type 1 diabetes - An exploratory study. *J Psychosom Res* 2021;**150**:110634. <https://doi.org/10.1016/j.jpsychores.2021.110634>. Epub 2021 Sep 30. PMID: 34610494; PMCID: PMC8530191.
 41. Anderbro T, Gonder-Frederick L, Bolinder J, *et al*. Fear of hypoglycemia: relationship to hypoglycemic risk and psychological factors. *Acta Diabetol* 2015;**52**(3):581-9. <https://doi.org/10.1007/s00592-014-0694-8>. Epub 2014 Dec 21. PMID: 25528005.
 42. Rogers HA, de Zoysa N, Amiel SA. Patient experience of hypoglycaemia unawareness in Type 1 diabetes: are patients appropriately concerned? *Diabet Med* 2012;**29**(3):321-7. <https://doi.org/10.1111/j.1464-5491.2011.03444.x>. PMID: 21913969.
 43. Cook AJ, DuBose SN, Foster N, *et al*. Cognitions Associated With Hypoglycemia Awareness Status and Severe Hypoglycemia Experience in Adults With Type 1 Diabetes. *Diabetes Care* 2019;**42**(10):1854-64. <https://doi.org/10.2337/dc19-0002>. Epub 2019 Aug 7. PMID: 31391200.
 44. Lin YK, Richardson CR, Dobrin I, *et al*. Beliefs Around Hypoglycemia and Their Impacts on Hypoglycemia Outcomes in Individuals with Type 1 Diabetes and High Risks for Hypoglycemia Despite Using Advanced Diabetes Technologies. *Diabetes Care* 2022;**45**(3):520-8. <https://doi.org/10.2337/dc21-1285>. PMID: 35015079; PMCID: PMC8918194.
 45. de Zoysa N, Rogers H, Stadler M, *et al*. A psychoeducational program to restore hypoglycemia awareness: the DAFNE-HART pilot study. *Diabetes Care* 2014;**37**(3):863-6. <https://doi.org/10.2337/dc13-1245>. Epub 2013 Dec 6. PMID: 24319119.
 46. Amiel SA, Choudhary P, Jacob P, *et al*. Hypoglycaemia Awareness Restoration Programme for People with Type 1 Diabetes and Problematic Hypoglycaemia Persisting Despite Optimised Self-care (HARPDoc): protocol for a group randomised controlled trial of a novel intervention addressing cognitions. *BMJ Open* 2019;**9**(6):e030356. <https://doi.org/10.1136/bmjopen-2019-030356>. PMID: 31209097; PMCID: PMC6588968.
 47. Cox DJ, Gonder-Frederick L, Polonsky W, Schlundt D, Kovatchev B, Clarke W. Blood glucose awareness training (BGAT-2): long-term benefits. *Diabetes Care* 2001;**24**(4):637-42. <https://doi.org/10.2337/diacare.24.4.637>. PMID: 11315822.
 48. Schachinger H, Hegar K, Hermanns N, *et al*. Randomized controlled clinical trial of Blood Glucose Awareness Training (BGAT III) in Switzerland and Germany. *J Behav Med* 2005;**28**(6):587-94. <https://doi.org/10.1007/s10865-005-9026-3>. Epub 2005 Oct 13. PMID: 16222412.
 49. Jacob P, Potts L, Maclean RH, *et al*; HARPDoc study group. Characteristics of adults with type 1 diabetes and treatment-resistant problematic hypoglycaemia: a baseline analysis from the HARPDoc RCT. *Diabetologia* 2022;**65**(6):936-48. <https://doi.org/10.1007/s00125-022-05679-5>. Epub 2022 Mar 24. PMID: 35325258; PMCID: PMC8943518.
 50. Amiel SA, Potts L, Goldsmith K, *et al*. A parallel randomised controlled trial of the Hypoglycaemia Awareness Restoration Programme for adults with type 1 diabetes and problematic hypoglycaemia despite optimised self-care (HARPDoc). *Nat Commun* 2022;**13**(1):2229. <https://doi.org/10.1038/s41467-022-29488-x>. PMID: 35484106; PMCID: PMC9050729.
 51. Soukup T, Hull L, Smith EL, *et al*; PWD Group. Effectiveness-implementation hybrid type 2 trial evaluating two psychoeducational programmes for severe hypoglycaemia in type 1 diabetes: implementation study protocol. *BMJ Open* 2019;**9**(11):e030370. <https://doi.org/10.1136/bmjopen-2019-030370>. PMID: 31727650; PMCID: PMC6886982.
 52. Laffel L, Finan D, Gaglia J, *et al*. Gaps remain in achieving target type 1 diabetes glycaemic goals despite advanced technologies. European Association for the Study of Diabetes, 2022. Abstract 97. <https://www.easd.org/media-centre/home.html#!resources/gaps-remain-in-achieving-target-type-1-diabetes-glycaemic-goals-despite-advanced-technologies-6ec67bc8-473d-46a5-b39b-3435d8e57230>. Last accessed 31 Oct 2022.